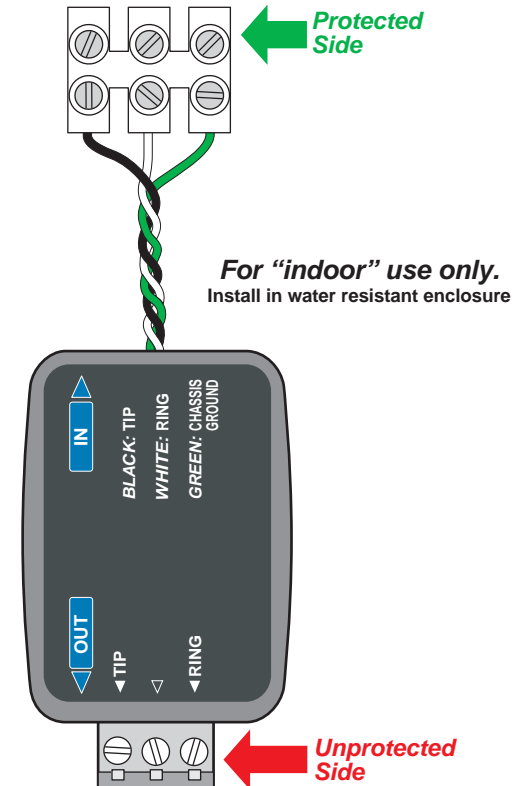


TELEPHONE LINE SURGE SUPPRESSOR MODULE

REV. 2.0

This telephone line surge suppressor module is specifically designed to prevent damage caused by near-lightning strike or electrostatic discharge on a telephone line port.

This module will work on Elite Entry Phone systems (*NOT* equipped with a built-in surge suppressor board). For installation instructions refer to the next pages.



Warning: Elite does not warrant nor assumes liability for TATLSS installed in non Elite Entry Phone systems.

For toll free technical support: **1-888-999-ELITE**

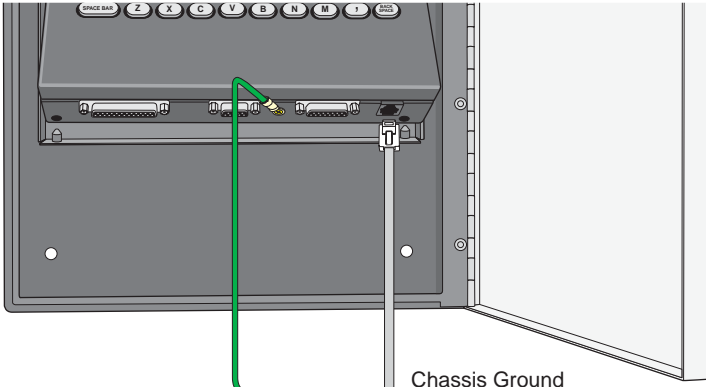


TELEPHONE LINE SURGE SUPPRESSOR WIRING

It is important that the chassis grounds on the suppressor and Entry Phone system are properly grounded. (Refer to Earth Ground Rod Installation.)

Elite Entry Phone System

(NOT equipped with a built-in surge suppressor board)



- ① Install the surge suppressor module within 5 ft of Elite Entry equipment to be protected.
- ② Connect the **IN** side black and white wire terminals of the surge suppressor module to the Entry Phone telephone jack that will be protected. (Polarity does not matter)
- ③ Connect the **OUT** side tip and ring terminals of the surge suppressor module to the tip and ring wires from the incoming telephone line. (Polarity does not matter)
Note: Center terminal is not used.
- ④ Connect the green "Chassis Ground" of the surge suppressor module to the earth ground rod.
- ⑤ Connect the chassis ground of the Elite Entry equipment to the earth ground rod. (Refer to earth ground rod installation for details)

Protected Side

Unprotected Side

Telephone Line
(Tip and Ring)

Refer to Earth Ground Rod Installation

EARTH GROUND ROD INSTALLATION

Proper grounding gives an electrical charge, such as from an electrical static discharge or a near lightning strike, a path from which to dissipate its energy safely into the earth.

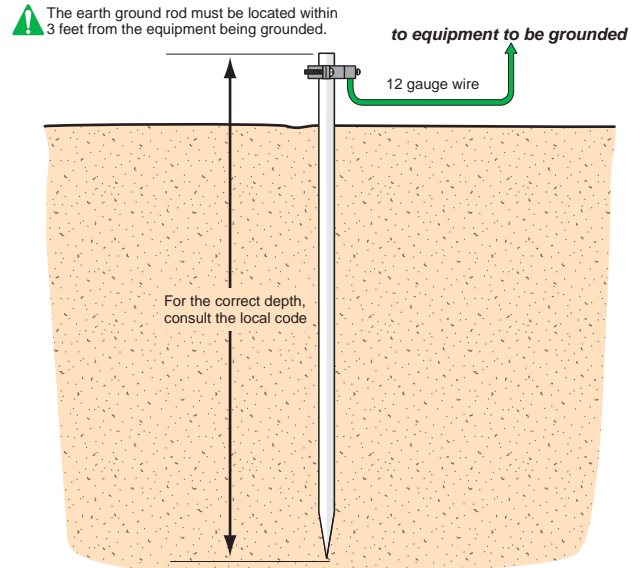
Without this path, the intense energy generated by lightning could be directed towards the Elite Entry Phone system. Although nothing can absorb the tremendous power of a direct lightning strike, proper grounding can protect the Entry Phone in most cases.

The type and length of earth ground rods vary by region. Contact the building inspector's office in the municipality where you plan to install the unit for correct grounding materials and installation procedures.

Before digging, contact local underground utility locating companies.
Avoid damaging gas, power, or other underground utility lines.

The earth ground rod must be located within 3 feet from the Elite Entry Phone system.

The ground wire must be a single, whole piece of wire. Never splice two wires for the ground wire. If you should cut the ground wire too short, break it, or destroy its integrity, replace it with a single wire length.



Warning:

Elite Entry Phone is not responsible for improper installation or failure to comply with all necessary local building codes.