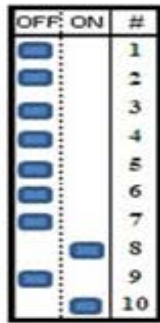
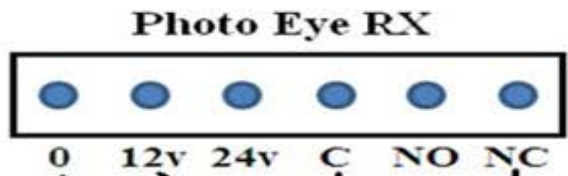


Photo-Eye to Circuit Board:

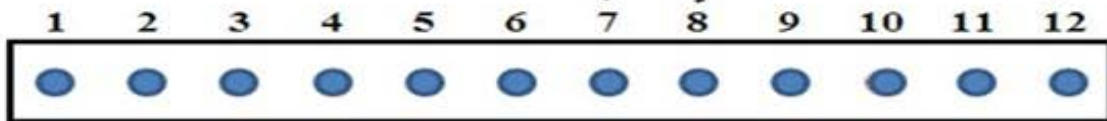
Circuit Board Control Switches



• Switches #8 and #10 MUST be ON



- 0 (Ground) to #7
- 12v to #12
- C (Common) to #7
- NC to #8



Board Terminal

Cartell CP-4 Exit Probe to Circuit Board:

Board Terminal

